

From e-Readiness to e-Awareness (or the way back)

Ismael Peña López
Faculty of Law and Political Science
Universitat Oberta de Catalunya

Povo di Trento, 25/05/2006

First Part: Digital Divides

Digital Divide or The Four types of the Digital Divide

- **Infrastructure**
 - **Hardware**
 - **Software**
 - **Connectivity**

 - **Accessibility**
 - **Affordability**

Digital Divide or The Four types of the Digital Divide

- **Capacitation (Digital Literacy) (Paul Gilster, 1997)**
 - **Technological literacy**
 - **Informational literacy**
 - **Functional (digital) literacy**

 - **e-Awareness**
 - **Digital Immigrants**

 - **ICT sector: installation / maintenance / creation**

Digital Divide or The Four types of the Digital Divide

- **Content and Services**

- **Locally relevant digital content**
- **Usability**
- **Accessibility**

- **Communication among peers & virtual communities**

- **e-Services**
- **e-Public Sector**

Digital Divide or The Four types of the Digital Divide

- **Legal framework**

- **Infrastructures**

- **Access policies, digital inclusion, censorship**

- **ICT sector laws: market, foreign trade**

- **Education Policies**

- **Content policies**

- **Intellectual property rights**

Questions to (try to) answer...

- **Food or Technology (ICTs)?**
- **Digital Divide: a matter of infrastructures?**
- **Digital Literacy: plug & play?**
- **Should the rich be scared of the Digital Divide(s)?**

Second Part: Indexes

Measuring the Information Society

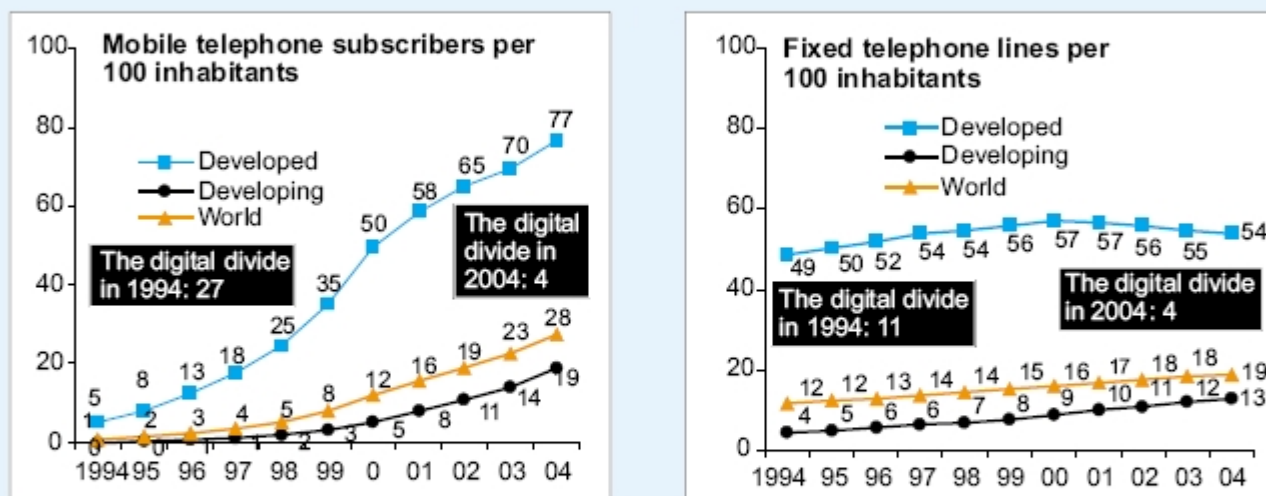
- **Digital Access Index (DAI)**
- **Networked Readiness Index**

Third Part: Analysis

Information Society as Access

Figure: 1.1: Overall, the digital divide is shrinking...

Mobile telephone subscribers per 100 inhabitants, 1994-2004 (left) and fixed telephone lines per 100 inhabitants, 1994-2004 (right)



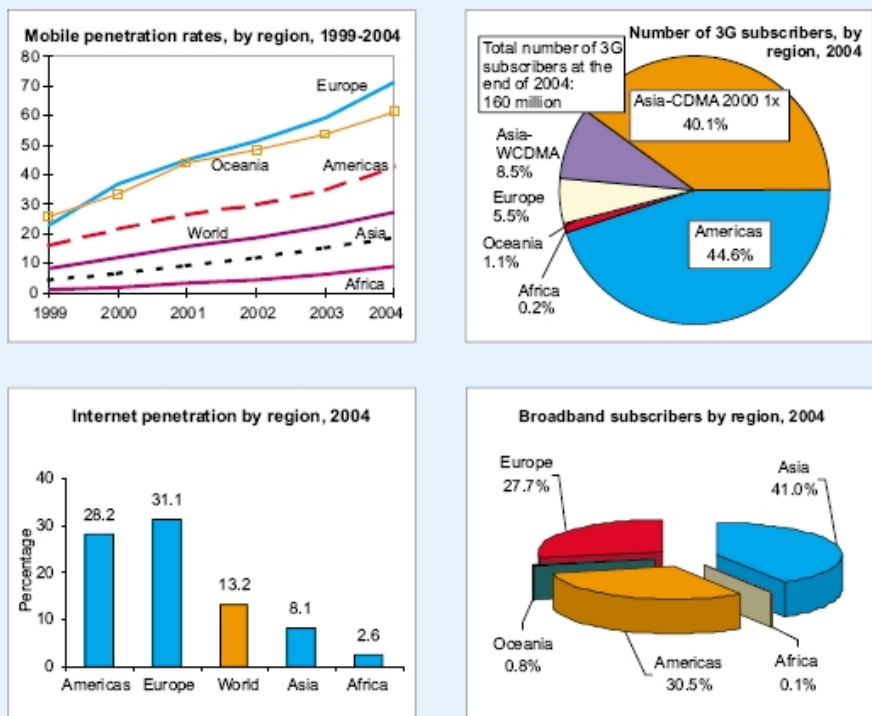
Source: ITU World Telecommunication Indicators Database.

Note: In these charts, the digital divide is calculated by dividing the penetration rates in the developed world by the penetration rate in the developing world. Penetration rates are rounded, whereas the digital divide is calculated based on actual numbers. For this reason, the digital divide results do not always correspond to the figures indicated in the graph.

Information Society as Quality Access

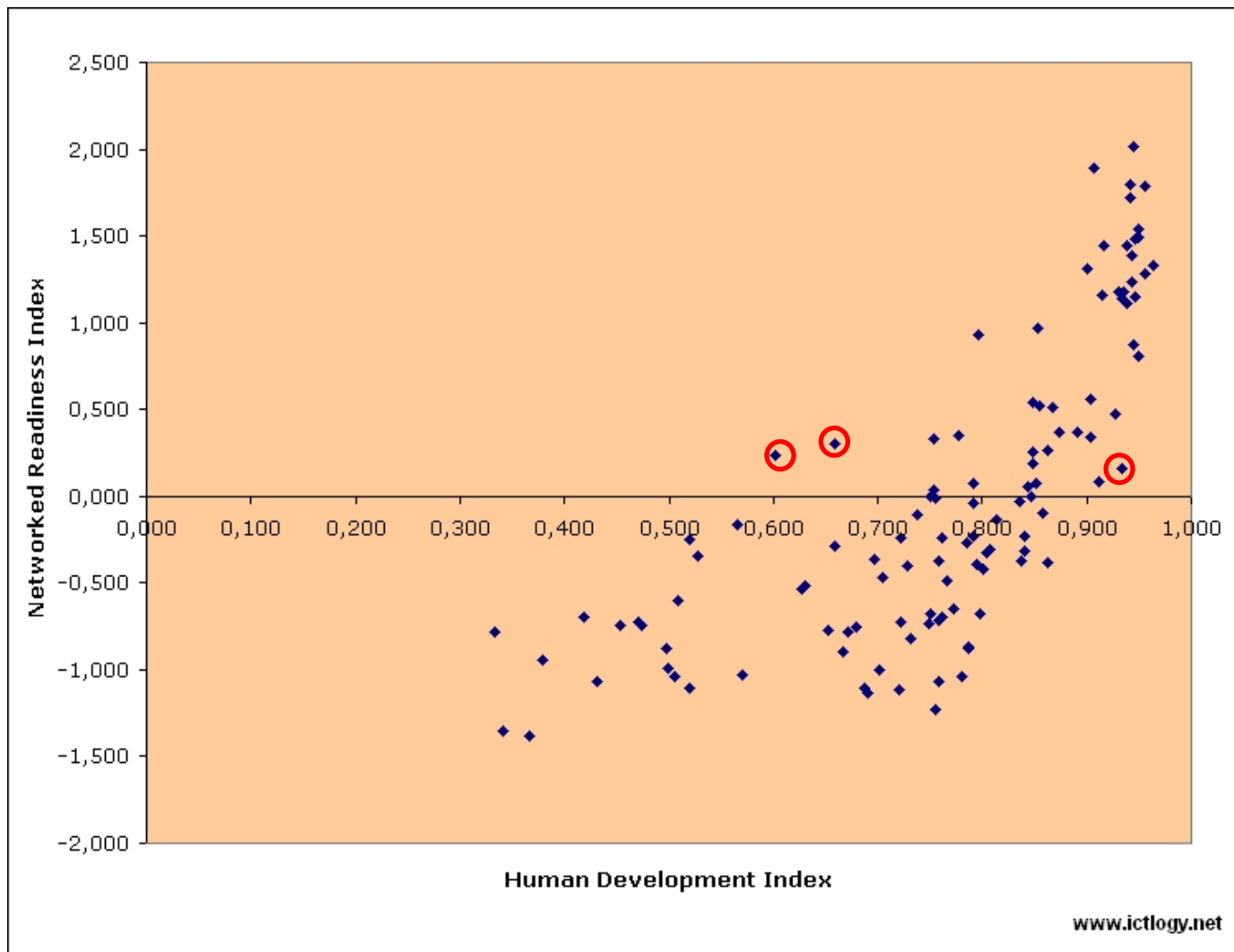
Figure 1.2: ...but major disparities remain

Mobile cellular penetration, by region, 1994-2004 (top left) and distribution of the 160 million 3G subscribers at the end of 2004, by region (top right); Internet penetration by region, 2004 (bottom left) and distribution of broadband subscribers by region, 2004 (bottom right)



Source: ITU World Telecommunication Indicators Database (top left and bottom charts) and ITU adapted from 3GToday.com (top right).

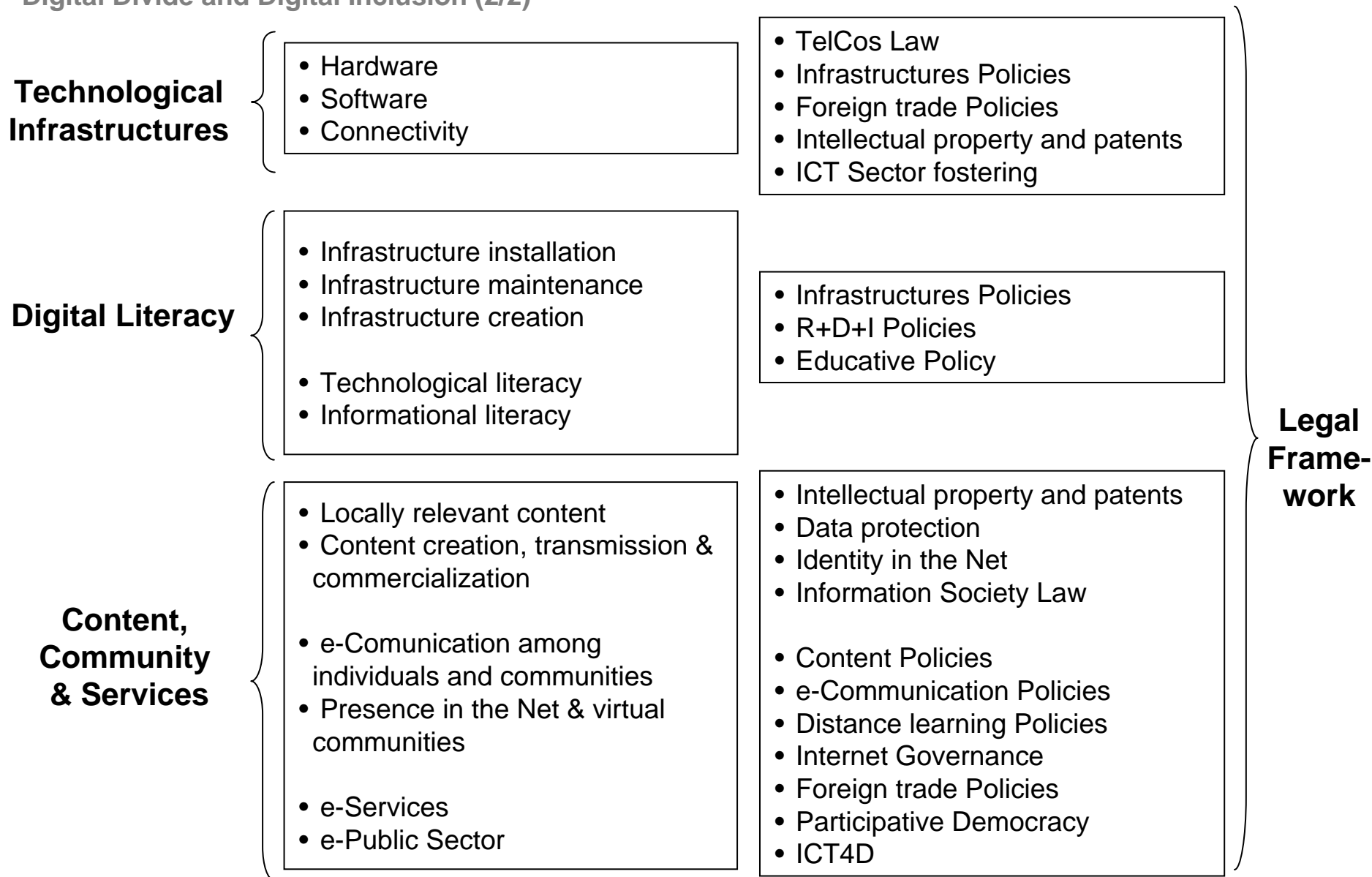
HDI vs. NRI: Information Society as e-Readiness?



Source: Ismael Peña. ICTIlogy.net

Fourth Part: Information Society as Digital Inclusion?

Digital Divide and Digital Inclusion (2/2)



e-Readiness

Technological infrastructures

- PC in institutions and agents
- Affordable generic and specific software
- Affordable quality connectivity

Digital Literacy

- Infrastructure creation/maintenance capacitation
- Functional literacy

Content, Community & Services

- Information about institutions and agents
- Specific/sectorial information, content, procedures
- Use of the Net among agents and institutions
- e-Services
- e-Public Sector

Content and Services

- Infrastructures in institutions
- Infrastructures for agents working with the institutions
- Connection among institutions and with agents

- Infrastructures maintenance
- Creation of specific databases, applications for public/private sectors

- Human resources capacitation
- Awareness en corresponding e-sector

- **Information** and user/customer feedbacking
- Transparency & monitoring

- Processes shared **management**
- Data sharing and agents **relationship/networking**

- Participation in decision **stages**

Leadership

- Realistic and progressive goals setting in the field of digital divide and e-sectors development

- Identification of promoters (agents, institutions)

- Sponsors participation and involvement

- Prescriptors system

- Internal organization and coordination. Legal and political accompanying measures

Digital Divide and Digital Inclusion (2/2)

Povo di Trento, May 25th, 2006. Università Degli Studi Trento

To cite this work:

Peña López, I.(2006) *From e-Readiness to e-Awareness (or the way back)* (on-line presentation)

<http://www.ictlogy.net/presentations/20060525b_ismael_pena_e-readiness_e-awareness.pdf>

[downloaded mm/dd/yyyy]

To contact the author:

<http://www.ictlogy.net/aboutcontact.php>



All the information in this document under a
Creative Commons license:
Attribution – Non Commercial – No Derivs

More information please visit

<http://creativecommons.org/licenses/by-nc-nd/2.5/>